

EASTCOTE HORTICULTURAL SOCIETY



PRESIDENT:
Catherine Dann

CHAIR:
Gerry Edwards

SHOW COMMITTEE:
Sue Alexander (Chair), Gerry Edwards, Mary Evans, Richard Lefley,
Viv Lefley, Alan Thomas

SPRING SHOW SCHEDULE 2024

SPRING SHOW: 16th March
SUMMER SHOW: 15th June
AUTUMN SHOW: 7th September

SHOWS ARE HELD AT:
Eastcote Community Centre, Southbourne Gardens, Eastcote

OPEN TO THE PUBLIC:
2.30 – 4.30 pm
Prize giving at 4.15 pm

Visit our website www.succulent-plant.com/eastcote

Email us eastcotehorticultural@yahoo.co.uk

SPONSORED BY:
ROBERT COOPER ESTATE AGENTS, EASTCOTE
020 8429 1444

EASTCOTE HORTICULTURAL SOCIETY (EHS)

OFFICERS

Chair:	Gerry Edwards	Tel: 07768 657797
General Secretary:	Richard Lefley	Tel: 0208 868 8762
Trading Secretary:	Alan Thomas	Tel: 0208 429 0901
Social Secretary & Chair of Show Committee:	Sue Alexander	Tel: 0208 866 1339
Show Manager:	Viv Lefley	Tel: 0208 868 8762
Treasurer:	Wayne Hirst	
Bulletin Editor:	David Barlow	
Membership Secretary:	Mary Evans	
Committee Members:	Colin Jones	

Officers can also be contacted by email on eastcotehorticultural@yahoo.co.uk

PURPOSE

The EHS is a not-for-profit community organisation run solely by volunteers for the benefit of its members. The proceeds from trading and social activities contribute towards our shows and Hut maintenance.

The Hut carries an extensive range of garden products including fertilisers, soils, composts, canes and garden accessories. Bulbs, tubers and plants are sold in the spring and autumn. Arrangements can be made for members to sell their own plants. The Society holds three shows per year, a number of plant sales and social activities. Membership is £5 per year, per household.

AFFILIATED TO:

The Royal Horticultural Society;
The Middlesex Federation of Horticulture and Allotment Societies.

PRESIDENT

Catherine Dann

VICE PRESIDENTS

CF Spires; Mrs P Spires

EHS PAST PRESIDENTS

PJ Beere FIPA; HH Crane FLS; Mrs E Cross; Mrs H Cross; TG Cross;
J Hardy NDH; B Park OBE, VMH, DHM; VM Woodman

CHALLENGE CUPS

Name	Donor
Alan Cup	PJ Beere, Esq. FIPA.
Bertram Park Rose Bowl	B Park, Esq. OBE, VMH, DHM.
Cartwright Cup	HVL Cartwright, Esq.
Condor Cup	Condor (Floral Artists) Ltd.
Crane Cup	HH Crane, Esq. FLS.
Cross Cup	Mr & Mrs TG Cross.
Eastcote Cup	Eastcote Horticultural Society.
Fran Thomas Cup	AW Thomas Esq.
EHS Photographic Cup	Eastcote Horticultural Society.
George Arliss Cup	GA Andrews, Esq.
GH Bickerton Cup	GH Bickerton, Esq.
Highmead Cup	Mrs EW Crane.
Hurford Rose Bowl	AT Hurford, Esq.
Jack Hardy Cup	J Hardy, Esq. NDH.
John Marshall Children's Cup	Mrs E Marshall.
JS Ranger Cup	JS Ranger, Esq.
Kathleen Bouquet Cup	HF Bouquet, Esq.
Philip Stagg Award	PH Stagg, Esq.
Popular Gardening Rose Bowl	Popular Gardening Magazine.
Quantocks Cup	E Roland Hole, Esq.
Rosella Blake Trophy	AE Blake, Esq. KLB FLS.
St Catherines Challenge Cup	Mr & Mrs TG Cross.
St Catherines Cup	Mrs TG Cross.
St Vincents Cup	Governors of St Vincents Hospital.
Ted Mills Memorial Trophy	Mrs H Mills.
TG Cross Memorial Cup	Mrs TG Cross.
TG Morris Memorial Challenge Cup	EHS Fruit Group.
Tingay Cup	HC Tingay, Esq.
Tryfan Cup	GM Edwards Esq.
WE Evans Memorial Cup	Mrs WE Evans.
Woodman Cup	VM Woodman, Esq.

ANNUAL AWARDS TO BE PRESENTED AT THE SPRING SHOW

In the event of permission being received from the Royal Horticultural Society the Banksian Medal will be awarded to the competitor gaining the highest number of points for horticultural classes at all shows held during the year. Winners for previous two years are not eligible. Floral Art sections are not eligible.

All cups will be held for one year only and remain the property of the Eastcote Horticultural Society. In the event of a tie, the number of first prizes gained by each exhibitor will be taken into consideration and the cup held jointly, if appropriate.

ALAN CUP	Highest points in Chrysanthemum Classes.
BERTRAM PARK ROSE BOWL	Highest points in Rose Classes.
CROSS CUP	Highest points in Floral Art Classes.
EHS PHOTOGRAPHIC CUP	Highest points in Photography Classes.
FRAN THOMAS CUP	Highest points in Handicraft Classes.
HIGHMEAD CUP	Highest points in Apple Classes.
JOHN MARSHALL CHILDREN'S CUP	Highest points in Children's Classes.
PHILIP STAGG AWARD	Highest points in Pear Classes.
POPULAR GARDENING ROSE BOWL	Highest points in Novice Classes.
ST CATHERINES CUP	Highest points in Home Produce Classes.
T G CROSS MEMORIAL CUP	Highest points in Horticultural Classes.
T G MORRIS MEMORIAL CHALLENGE CUP	Highest points in Fruit Classes.
TRYFAN CUP	Highest points in Vegetable Classes.
WOODMAN CUP	Highest points in Dahlia Classes.

RULES AND REGULATIONS FOR ALL SHOWS

1. There are no entry fees, with the exception of the late entries - refer to point 4 below.
2. No prize money will be awarded, except in the children's classes where the prizes are: first £1; second 75p; third 50p.
3. Points awarded first 5; second 3; third 2; fourth and highly commended 1.
4. Entries to reach Show Manager ideally by 9.00 p.m. on the Wednesday prior to each Show, or to be handed in at the Trading Hut the Sunday before a Show. The Show Manager may accept late entries up until 7.00 pm on Friday, if space for the entry is available.
Any entries made after 7.00 pm on Friday will be at the discretion of the Show Manager and will be charged at 25p each. NO NEW ENTRIES will be accepted after 10.00 am Saturday.
5. Exhibits MUST BE STAGED between 9.00 a.m. and 11.30 am on the day of the Show. At 11.30 am all exhibitors should leave the exhibition hall. Judging will commence promptly at 12 noon.
6. Exhibitors may make a maximum of 3 entries in each class, except where indicated, and can receive more than one award but only one set of points. At Autumn Shows, only 2 entries per class, per exhibitor. This is due to the size of the Show and space available.

7. Vases will be provided by the Society, except where indicated. Exhibitors may use their own vases, if identical to the Society's vases. Floral foam is not allowed in any horticultural exhibits and may be used in Floral Art section only.
8. Any horticultural exhibit must have been the property of and have been grown by the exhibitor for at least two months immediately preceding the Show. The Show Committee shall have the right to inspect the growing plant in the exhibitor's garden or allotment. This rule does not apply to floral art classes.
9. All sections shall be open to all members, partners and children, except where otherwise stated. All exhibitors should be paid up members on the day of the Show.
10. Only people permitted by the Show Committee shall be allowed to remain during judging. Once staged, only Show Committee members can move items on the staging tables.
11. Unless otherwise stated, each flower exhibit must be staged in one vase; one or more varieties may be used.
12. In pot plant classes, unless otherwise stated, pots may be any size. All pots, and any plant labels, should be clean, plain and not display any branding. When plants are exhibited in pots they should be accompanied by saucers, in order to protect the show tables.
13. Judges and the Show Committee have the authority to withhold prizes at their discretion.
14. Where special awards are made for "Best Exhibit", they may only be given to an exhibit attaining a first prize and recommended by the judge.
15. Where special awards are made for highest points, they shall only be given where the exhibitor has attained a first prize in that section. In the event of a tie, the number of firsts awarded to each exhibitor will be taken into consideration.
16. Judging of horticultural exhibits is governed by the rules of the Royal Horticultural Society. The Show will be judged in accordance with the 2016 edition of the RHS Horticultural Show Handbook.
17. All floral art exhibits must be arranged in the exhibition hall on the morning of each Show unless otherwise stated in the schedule. Alcoves are provided – approximately 81 cm high and 56 cm wide and deep. Drapes may be used. Table space will be up to 60cm in width for open staging.
18. Complaints or protests must be made in writing to the Show Manager before 3.00 p.m. on the day of the Show. The Show Committee, whose decision shall be final, shall consider such protests.
19. No exhibit may be removed before time of closing. Any exhibit not removed at the time of closing shall become the property of the Show Committee unless previous arrangements have been made.
20. The Show Committee reserves the right to refuse to accept any entries from any exhibitor and to refuse admission to any show.

21. Photographic entries – maximum size 15 cm x 20 cm (approx. 8”x6”) and all photographs to be unmounted and unframed.

NOTES FOR GUIDANCE AND DEFINITIONS

1. **NOVICE CLASSES:** open only to members who have not won a 1st prize in a similar class at any other Eastcote Horticultural Society Show.
2. **CHILDREN’S CLASSES:** all children’s entries must be arranged without assistance from an adult. In each class, at the discretion of the Judge, four awards may be made for toddlers, infants, juniors and seniors. Age should be stated on entries. Children are deemed to be toddlers/infant/junior/senior as follows: Toddlers (up to 5yrs by 1st September); Infant (up to 7yrs by 1st September); Junior (up to 11yrs by 1st September); Senior (up to 15yrs by 1st September).
3. **HANDICRAFTS AND PHOTOGRAPHS:** - should not have been previously shown in any other Eastcote Horticultural Society Show.
4. **NAMING OF CULTIVARS:** please name the cultivar where possible. Failure to name will not lead to disqualification but Judges will assume “cultivar not known”.
5. **KINDS AND CULTIVARS:** the words “kinds” and “cultivars” are used in this sense: roses and daffodils are kinds of flowers. Red Devil, Peace, King Alfred are cultivars.
6. **FOLIAGE:** in flower classes only the foliage of flowers exhibited will be allowed (e.g. do not put fern with sweet peas).
7. **AN ANNUAL:** a plant which grows from seed and which naturally and ordinarily flowers, seeds and dies (irrespective of frost) within twelve months.
8. **A BIENNIAL:** A plant which grows from seed and which ordinarily requires two seasons to complete its life cycle - growing one year, flowering, seeding and dying in the second.
9. **A PERENNIAL:** a plant, which lives for more than two years (irrespective of frost) Including trees, shrubs and plants, and also plants grown from bulbs, corms, rhizomes and tubers.
10. **A BOWL:** the diameter of the top must be greater than the height.
11. **HOME PRODUCE SECTION:** All jars to be clear glass with no advertising matter or identifying labels except the name of contents and date of production. Metal lids or cellophane tops and a wax disc must be used. No fabric lid covers. If a recipe is given, all entries should use it to ensure exhibits are uniform.
12. **FLORAL ART:** classes will be judged in accordance with the N.A.F.A.S. Competitions Manual.

13. FRUIT: Unless otherwise stated, the quantities required and points available are as follows:

	Quantity	Points		Quantity	Points
Apples, cooking	4	18	Grapes, outdoor	1 bunch	16
Apples, dessert	4	20	Loganberries	8	12
Apricots	3	16	Medlars	5	8
Blackberries	8	12	Melons	1	18
Blueberries	3 strigs	12	Nuts	10	8
Cherries, sour	8	12	Peaches & Nectarines	3	20
Cherries, sweet	8	16	Pears, cooking	4	18
Citrus fruits	2	18	Pears, dessert	4	20
Currants, black	3 strigs	12	Plums, cooking	4	14
Currants, red or white	3 strigs	12	Plums, dessert	4	16
Damsons	6	8	Quinces	3	12
Figs	3	16	Raspberries	8	12
Gooseberries	8	12	Strawberries	6	16
Grapes, indoor	1 bunch	20			

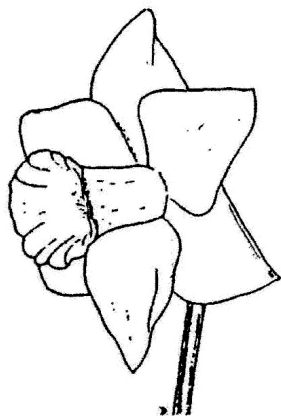
Note: Except for Peaches and Nectarines fruits should be shown with stalks.

14. VEGETABLES: Unless otherwise stated, the quantities required and points available are as follows:

	Quantity	Points		Quantity	Points
Aubergine	2	18	Lettuce	2	15
Beans, runner	6	18	Marrow	2	15
Beans, French dwarf & runner	6	15	Onion, green salad	6	12
Bean, Broad	6	15	Onion, over 250g	3	20
Beetroot, long	3	20	Onion, under 250g	3	15
Beetroot, other	3	15	Parsnip	3	20
Broccoli, sprouting	6	15	Peas	6	20
Brussels Sprouts	8	15	Peas, mange tout & snap	6	15
Cabbage	2	15	Peppers, sweet & hot chilli	3	15
Carrots long pointed	3	20	Potatoes	4	20
Carrots, stump rooted	3	18	Pumpkin	1	10
Cauliflower incl white	2	20	Radishes	6	10
Celery, trench	2	20	Rhubarb	3	12
Celery, other	2	18	Shallots, pickling	6	15
Courgettes	3	12	Shallots, exhibition	6	18
Cucumber, house	2	18	Sweet corn	2	18
Cucumber, outdoor	2	15	Squash summer	2	12
Garlic	3	15	Squash winter	2	10
Herbs	1 bunch	10	Tomatoes, medium	5	18
Leeks	3	20	Tomatoes, large fruit	8	15
			Tomatoes small cherry or plum	8	12


Note: For fruit & vegetables not quoted half the number quoted in the RHS handbook should be shown (the Show Manager has a copy for reference).

DIVISION 1. TRUMPET DAFFODILS OF GARDEN ORIGIN.




One flower to a stem; Corona, (trumpet), as long as, or longer, than the perianth segments, (petals).

DIVISION 2. LARGE CUPPED DAFFODILS OF GARDEN ORIGIN.



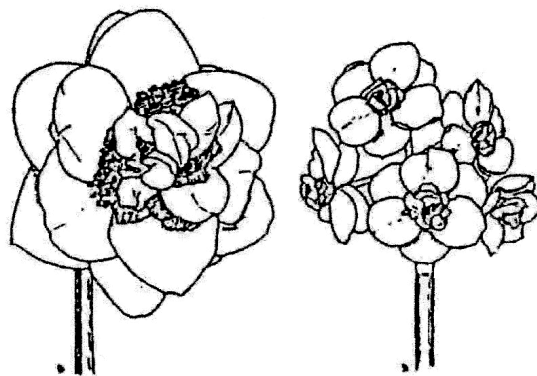
One flower to a stem; corona, (cup), more than one third but less than equal to the length of the perianth segments, (petals).

DIVISION 3. SMALL CUPPED DAFFODILS OF GARDEN ORIGIN.




One flower to a stem; corona, (cup), not more than one third the length of the perianth segments, (petals).

DIVISION 4. DOUBLE DAFFODILS OF GARDEN ORIGIN.




One or more flowers to a stem; with doubling of the perianth segments or the corona or both.

DIVISION 5. TRIANDRUS DAFFODILS OF GARDEN ORIGIN.




Characteristics of *N. triandrus* clearly evident; usually two or more pendant flowers to a stem; perianth segments reflexed.

DIVISION 6. CYCLAMINEUS DAFFODILS OF GARDEN ORIGIN.




Characteristics of *N. cyclamineus* clearly evident; one flower to a stem; perianth segments significantly reflexed; flower at an acute angle to the stem, with very short pedicel, (neck).

DIVISION 7. JONQUILLA DAFFODILS OF GARDEN ORIGIN.




Characteristics of the *N. jonquilla* group clearly evident; unusually one to three flowers to a rounded stem; leaves narrow, dark green; perianth segments spreading not reflexed; flowers fragrant.

DIVISION 8. TAZETTA DAFFODILS OF GARDEN ORIGIN.




Characteristics of the *N. tazetta* group clearly evident; usually three to twenty flowers to a stout stem; leaves broad; perianth segments spreading not reflexed; flowers fragrant.

DIVISION 9. POETICUS DAFFODILS OF GARDEN ORIGIN.



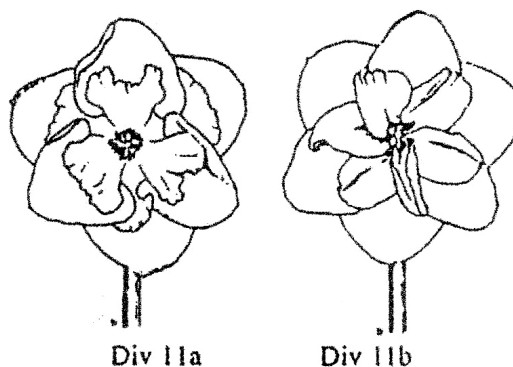
Characteristics of the *N. poeticus* group without admixture of any other; usually one flower to a stem; perianth segments pure white; corona usually disc shaped, with a green or yellow centre and a red rim; flowers fragrant.

DIVISION 10. SPECIES, WILD VARIANTS AND WILD HYBRIDS.



All species and wild or reputedly wild variants including those with double flowers.

DIVISION 11. SPLIT CORONA DAFFODILS OF GARDEN ORIGIN.



Corona split – usually for more than half its length;

a) Collar Daffodils.

Split corona daffodils with the corona segments opposite the perianth segments usually in two whorls of three.

b) Papillon Daffodils.

Split corona daffodils with the corona segments alternate to the perianth segments usually in a single whorl of six.

DIVISION 12. MISCELLANEOUS DAFFODILS.

All daffodils not falling into one of the foregoing divisions. These are not illustrated owing to wide variation in shape and size between the flowers involved.

NOTE – The characteristics for divisions 5 to 9 are given for guidance only; they are not necessarily expected to be present in every cultivar assigned thereto.

For exhibition purposes, Tazetta Daffodils in division 8 are often divided into 2 classes. Poetaz, with typically two to five flowers of medium size and Tazetta, with a large number of smaller flowers. The two types are illustrated on the previous page.

SPRING SHOW
SATURDAY 16th MARCH 2024
SECTION "A" DAFFODILS

Guidance for divisions is included in this schedule prior to this Spring Show Section.

Unless otherwise specified, exhibits should be one variety/cultivar.

CLASS

1. Division 1, 1 bloom.
2. Division 1, 3 blooms.
3. Division 2, 1 bloom.
4. Division 2, 3 blooms.
5. Division 3, 1 bloom.
6. Division 3, 3 blooms.
7. Division 4, 1 stem.
8. Division 4, 3 stems.
9. Division 5, 1 stem.
10. Division 5, 3 stems.
11. Division 6, 1 stem.
12. Division 6, 3 stems.
13. Division 7, 1 stem.
14. Division 7, 3 stems.
15. Division 8, 1 stem.
16. Division 8, 3 stems.
17. Division 9, 1 stem.
18. Division 9, 3 stems.
19. Division 11, 1 stem.
20. Division 11, 3 stems.
21. Any division, all yellow (y-y), 1 stem.
22. Any division, all yellow (y-y), 3 stems.
23. Any division, all white (w-w), 1 stem.
24. Any division, all white (w-w), 3 stems.
25. 1 vase, 3 stems, 3 different cultivars.
26. 3 vases of 3 blooms each, 3 cultivars, (one cultivar in each vase).
27. Miniature Daffodil, 1 stem.
28. Miniature Daffodils, 3 stems, 1 cultivar.
29. Daffodils, own container arranged for all round effect. Any division, any colours, any cultivar, minimum 9 blooms.

J S RANGER CUP – Highest points in Daffodils Section "A".

W E EVANS MEMORIAL CUP – Best Exhibit in Class 26 (3 vases of 3 blooms).

EHS GOLD DIPLOMA – Best vase of Daffodils in Classes 1 – 28, excluding Class 26

EHS SILVER DIPLOMA – Best Daffodil bloom.

SECTION "B" OTHER HORTICULTURE

Unless otherwise specified, exhibits should be one variety/cultivar.

CLASS

30. Alpine, 1 pot.
31. Amaryllis, 1 pot.
32. Bulbs/corms/tubers growing in a pot or bowl, not eligible for any other class.
33. Cactus, 1 pot.
34. Camellias, 3 blooms, in water in own container.
35. Flowering plant(s), not eligible for any other class, 1 pot.
36. Flowering shrub, more than one stem, one cultivar, not eligible for any other class.
37. Foliage plant(s), not eligible for any other class, 1 pot.
38. Heathers, hardy, in flower, 1 vase 5 stems, can be mixed cultivars.
39. Hellebores, 5 blooms (can be mixed cultivars) in moss, sand or water in own bowl.

40. Hyacinth, 1 cut stem.
41. Hyacinth, 1 growing in a pot or container.
42. Hyacinths, 3 cut stems, 1 or more colours.
43. Hyacinths, 3 growing in a pot or container.
44. Mixed flowers, not less than 3 kinds, arranged for all round effect, in own container.
45. Orchid, any cultivar, 1 pot.
46. Pansies, 6 blooms (can be mixed cultivars) in sand or water in own bowl.
47. Polyanthus, 1 pot.
48. Primula or Polyanthus, 5 stems, can be mixed cultivars.
49. Primula, to exclude polyanthus, 1 pot.
50. Succulent, excluding Cactus, 1 pot.
51. Tulips, 3 blooms.
52. Tulips, 1 pot.
53. Violas/violettas, 6 blooms, can be mixed cultivars.
54. Wallflowers, 4 stems.
55. Any other flower, not eligible for any other class, 1 kind, 1 stem.
56. Any vegetable, 1 dish (Notes for Guidance & Definitions: see note 14, page 6).

EHS GOLD DIPLOMA – Highest points in Other Horticulture Section “B”.
EHS SILVER DIPLOMA – Best Exhibit in Other Horticulture Section “B”.

SECTION “C” NOVICES

CLASS

57. Daffodil, white, 1 stem.
58. Daffodil, yellow, 1 stem.
59. Flowering plant(s), 1 pot.
60. Foliage plant, 1 pot.
61. Hyacinth, 1 cut stem.
62. Hyacinth, 1 growing in a pot or container.
63. Mixed flowers, not less than 3 kinds, arranged for all round effect, in own container.
64. Tulip, 1 cut stem, any size.

EHS GOLD DIPLOMA – Highest points in Novices Section “C”.
EHS SILVER DIPLOMA – Best Exhibit in Novices Section “C”.

SECTION “D” FLORAL ART

All Classes may be taken to the show complete.

CLASS

- | | |
|---|--------------------------|
| 65. Yellow | An exhibit in an alcove |
| 66. Easter | An exhibit in an alcove. |
| 67. Inspired by theatre. Theatrical link to be shown. | An exhibit in an alcove. |
| 68. Yellow in a tea cup | A small scale exhibit. |
| 69. Novices – Spring is here | An exhibit. Open Staging |

EHS GOLD DIPLOMA – Highest points in Floral Art Section “D”.
EHS SILVER DIPLOMA – Best Exhibit in Floral Art Section “D”.

SECTION “E” HOME PRODUCE

All entrants can use commercial ingredients

For all preserves: waxed discs should be trimmed as needed to fit and sealed lids or cellophane tops used. See note 11 page 5

CLASS

70. Easter Simnel cake
71. Traditional Easter currant biscuits, 4 – using recipe provided in Appendix.
72. Butterfly cakes, 4 – using recipe provided in Appendix.

73. Cheesy biscuits, 4 – using recipe provided in Appendix.
74. Marmalade, 1 Jar.
75. Jelly, 1 Jar.
76. Jam, 1 Jar.

EHS GOLD DIPLOMA – Highest points in Home Produce Section “E”.

EHS SILVER DIPLOMA – Best Exhibit in Home Produce Section “E”.

SECTION “F” HANDICRAFT

CLASS

77. A knitted item.
78. An item of crochet.
79. Soft toy (not knitted or crocheted).
80. A sewn item (e.g. tapestry, cross-stitch, embroidery).
81. Picture, painting or drawing, any medium not covered by any other class.
82. Decoupage.
83. Greeting card (any medium except decoupage).
84. Any other item of handicraft not covered by any other class.

EHS GOLD DIPLOMA – Highest points in Handicraft Section “F”.

EHS SILVER DIPLOMA – Best Exhibit in Handicraft Section “F”.

SECTION “G” PHOTOGRAPHY

Maximum size 200mm x 150mm (8”x6”) – all photographs to be un-mounted and unframed.

CLASS

85. Winter
86. Shadows
87. Wheel or wheels
88. Chimney or chimneys

EHS GOLD DIPLOMA – Highest points in Photography Section “G”.

EHS SILVER DIPLOMA – Best Exhibit in Photography Section “G”.

SECTION “H” CHILDREN

Any child from a member’s family - see Notes for Guidance and Definitions for age groups.

CLASS

89. Picture of a spring flower. Flower to be named. Use paint, pencils or crayons.
90. Paint an insect on a smooth stone.
91. An Easter Card for a friend, which must open and be decorated on the front and inside.
92. A flower arrangement, using fresh flowers, in own container. Flowers to be named. Maximum 30 cm (12”) height, width and depth.

EHS SILVER DIPLOMA – Best Exhibit in Children’s Section “H” for each age group.

APPENDIX – recipes provided thanks to Mary Berry

Class 71 – TRADITIONAL EASTER CURRANT BISCUITS

INGREDIENTS

- 100 g / 4 oz softened butter
- 75 g / 3 oz caster sugar
- 1 large egg, separated
- 200 g / 7 oz plain flour
- ½ level teaspoon mixed spice
- ½ level teaspoon ground cinnamon
- 50 g / 2 oz currants
- 25 g / 1 oz chopped candied peel
- 1-2 tablespoons milk
- Caster sugar for sprinkling

INSTRUCTIONS

1. Pre-heat the oven to 200C / 180C Fan / Gas 6. Grease three baking trays. This recipe makes about 24 biscuits, based on a 6 cm / 2 ½” fluted cutter. For the Show any size cutter is acceptable.
2. Put the butter and sugar into a bowl and beat until light and fluffy.
3. Beat in the egg yolk.
4. Add in the sieved flour and spices and mix well.
5. Add the currants, the peel and enough milk to make a fairly soft dough.
6. Knead the mixture lightly on a floured work surface and roll out to a thickness of about 5 mm / ¼”.
7. Use the cutter to form rounds and place on the baking trays.
8. Bake for 8 - 10 minutes. Whilst they are baking, lightly beat the egg white.
9. Remove the biscuits from the oven, brush with egg white, sprinkle with caster sugar.
10. Bake for another 4 – 5 minutes or until pale golden brown.
11. Lift carefully onto a wire rack to cool.
12. Choose the 4 biscuits which look the best and are uniform in shape, size and colour. Bring them to the Show and place them on a paper plate which will be provided.

Class 72 – BUTTERFLY CAKES

INGREDIENTS

- 100 g / 4 oz softened butter
- 100 g / 4 oz caster sugar
- 2 large eggs
- 100 g / 4 oz self-raising flour
- 1 level teaspoon baking powder
- 175 g / 6 oz softened butter – for the icing
- 350 g / 12 oz sifted icing sugar – for the icing
- Sifted icing sugar to dust over

INSTRUCTIONS

1. Pre-heat the oven to 200C / 180C Fan / Gas 6. Place 12 fairy cake cases into a 12 hole bun tin.
2. Add all the cake mix ingredients into a large bowl and beat well until it is blended and smooth.

3. Fill each paper case with the mixture.
4. Bake for 15 – 20 minutes until the cakes are well risen and golden brown. Place the paper cases on a wire rack to cool.
5. Make the icing by beating the butter and icing sugar together until well blended.
6. Cut a slice from the top of each cake and cut this slice in half to form butterfly wings.
7. Place a swirl of the butter icing on the top of each cake and position your butterfly wings. Dust all over with icing sugar.
8. Choose 4 cakes to take carefully to the Show! Place them on a paper plate which will be provided.

Class 73 – CHEESY BISCUITS

INGREDIENTS

- 175 g / 6 oz plain flour
- $\frac{3}{4}$ level teaspoon salt
- $\frac{3}{4}$ level teaspoon dry mustard powder
- 75 g / 3 oz butter
- 175 g / 6 oz grated mature cheddar cheese
- 2 large eggs
- Sesame or poppy seeds for sprinkling

INSTRUCTIONS

1. Preheat the oven to 200C / 180C Fan / Gas 6. Grease three baking trays. This recipe makes about 32 biscuits.
2. Sieve the flour, salt and mustard powder into a bowl and rub in the butter with your fingertips until the mixture resembles fine breadcrumbs.
3. Stir in the cheese.
4. Beat the eggs then stir just enough egg into the mixture to form a soft dough. Keep the remaining egg for glazing. Wrap the dough in clingfilm and chill for about 15 minutes.
5. Roll the dough out onto a floured work surface to a thickness of about 5 mm / $\frac{1}{4}$ " and cut into triangles of about 5 cm / 2". Place onto the baking trays and brush with the remaining egg. Sprinkle lightly with the seeds. Don't be tempted to re-roll the offcuts more than once.
6. Bake for about 10 – 15 minutes or until crisp and golden. Lift onto a wire rack to cool.
7. Choose the 4 biscuits which look the best and are uniform in shape, size and colour. Bring them to the Show and place them on a paper plate which will be provided.

ENTRIES

If you would like to enter an exhibit(s) into the Show entries can be made by 9pm on Wednesday prior to Show:

- (a) Telephoned to Richard & Viv Lefley 0208 868 8762
- (b) Delivered to Richard & Viv Lefley 10 Hawthorne Avenue, Eastcote, HA4 8SS
- (c) Sent by email to eastcotehorticultural@yahoo.co.uk

Members are asked to use the following format:

Name: Mr/Mrs/Ms/Miss__(initials)____Surname_____

Class Numbers_____

Age: (if entering Children's Classes, please refer to Note 2) _____

NOTE: To order to facilitate the planning of the show, exhibitors are asked to ensure that entries are submitted by **9 pm on Wednesday** prior to the show. Members are advised to submit entries even if there is a possibility that they might be withdrawn, as this helps planning. Late entries can, however, be submitted up to Friday 7 pm without charge. If you wish to make entries, after that time and before 10 am Saturday morning, they are subject to the discretion of the Show Manager and at a charge of 25p per entry.

Version: Jan 2024 v1